
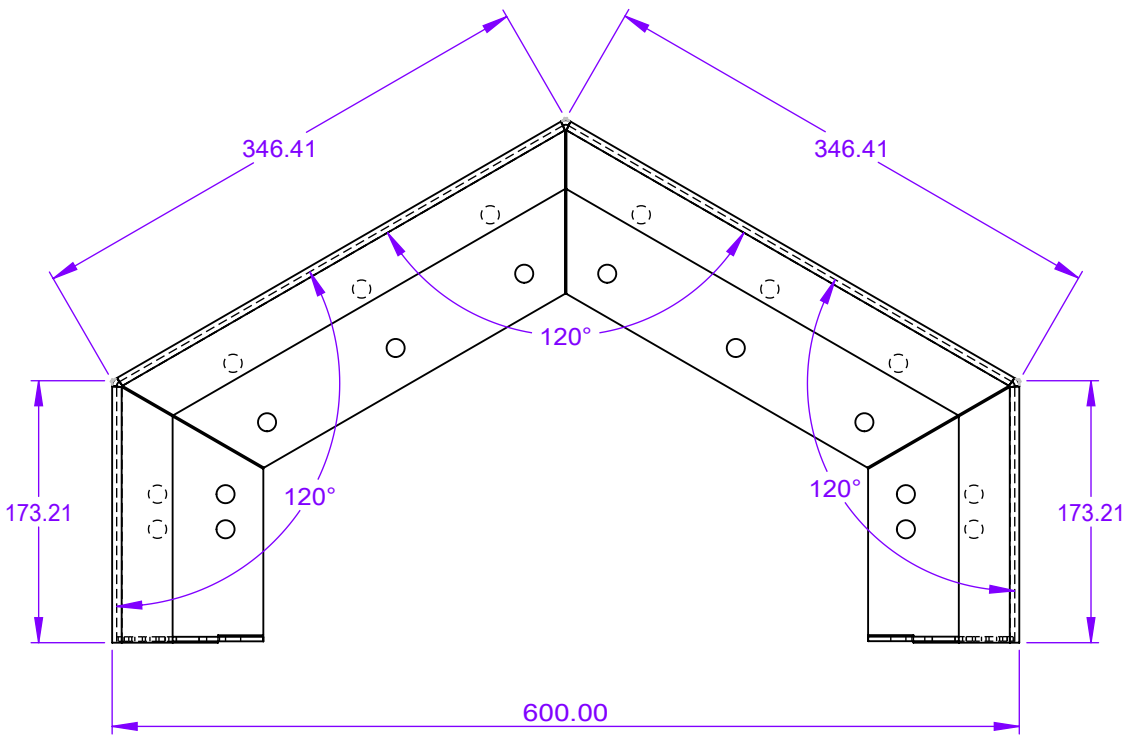


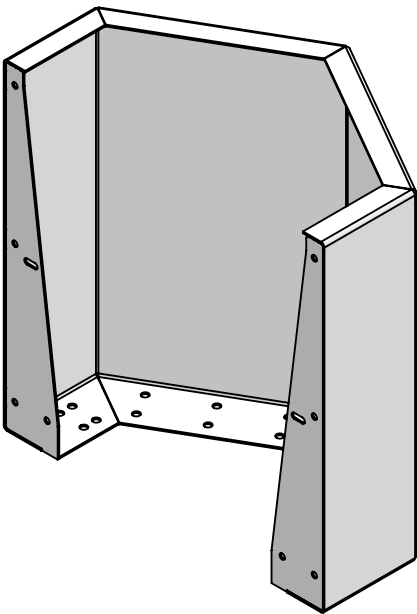
FRONT ELEVATION



LEFT HAND ELEVATION



PLAN



3D VIEW

GENERAL CONSTRUCTION NOTES

- All Folding Tolerances are $\pm 1.2\text{mm}$ with an angle variation of $\pm 1^\circ$
- All Rolling Tolerances $\pm 8\text{mm}$
- All Fabricated and Welded Components are Manufactured to a Tolerance of $\pm 2\text{mm}$
- All Fabricated and Welded Corners are Manufactured to a Tolerance of $\pm 5\text{mm}$ across a Diagonal Measurement
- Were powder coated components are applicable they are completed to the following specification:
 - Pre Treatment – Shot Blast SA 2.5
 - Primer – Zinc Rich primer with a minimum of $60\mu\text{m}$
 - Top Coat – Final Top coat to be a minimum of $60\mu\text{m}$
- All Timber finishes are supplied as un-treated
- All Cor-ten finishes are supplied as un-treated/un-weathered

KI-0001-U01	
• TOTAL WEIGHT = 18.92Kg	REV. A
Kinley K	